

# Sorrento





















Customer name \_\_\_\_\_

PO# \_\_\_\_\_

Salesperson \_\_\_\_\_

Store \_\_\_\_\_

**1 Configurations** Standard features: soft close drawers

								Wallmount height Kick/leg height
<input type="checkbox"/> <b>Sorrento 1</b> 600mm centre bowl	<input type="checkbox"/> <b>Sorrento 2</b> 600mm centre bowl	<input type="checkbox"/> <b>Sorrento 3</b> 750mm centre bowl	<input type="checkbox"/> <b>Sorrento 4</b> 750mm centre bowl	<input type="checkbox"/> <b>Sorrento 5</b> 900mm centre bowl	<input type="checkbox"/> <b>Sorrento 6</b> 900mm centre bowl	<input type="checkbox"/> <b>Sorrento 7</b> 900mm off centre bowl	<input type="checkbox"/> <b>Sorrento 8S</b> 1200mm centre bowl	
						Wallmount height Kick/leg height		
<input type="checkbox"/> <b>Sorrento 8D</b> 1200mm double bowl	<input type="checkbox"/> <b>Sorrento 9</b> 1200mm centre bowl	<input type="checkbox"/> <b>Sorrento 10</b> 1200mm off centre bowl	<input type="checkbox"/> <b>Sorrento 11</b> 1200mm double bowl	<input type="checkbox"/> <b>Sorrento 12</b> 1500mm centre bowl	<input type="checkbox"/> <b>Sorrento 13</b> 1500mm double bowl			
						Wallmount height Kick/leg height		
<input type="checkbox"/> <b>Sorrento 14</b> 1500mm centre bowl	<input type="checkbox"/> <b>Sorrento 15</b> 1500mm double bowl	<input type="checkbox"/> <b>Sorrento 16</b> 1800mm centre bowl	<input type="checkbox"/> <b>Sorrento 17</b> 1800mm double bowl	<input type="checkbox"/> <b>Sorrento 18</b> 1800mm centre bowl	<input type="checkbox"/> <b>Sorrento 19</b> 1800mm double bowl			

Sorrento 4, 6, 7 & 10 only:  Right hand drawer  Left hand drawer | Sorrento 7 & 10 basins will be opposite side to drawers.

**2 Base options**

- Wallmount |  Kick |  Legs (surcharge applies)  Pillar  Black Matte  White Matte  Brushed Aluminium  Square  Black Matte  White Matte  Aluminium

**3 Cabinet finishes**

- White gloss  Dulux 2 pack polyurethane paint (surcharge applies)  
 White matte Dulux colour: \_\_\_\_\_  
 Tranquil retreat matte Dulux Colour Code: \_\_\_\_\_  Matte  Gloss

**4 Handles** (top pull handles only. For full range of handles, see [marquis.com.au/handles-legs](http://marquis.com.au/handles-legs))

- Handle name: \_\_\_\_\_  No Handle Do not drill. Attach your own.

**5 Top**

- Above Counter Basin



- 1 tap hole  12 o'clock  
 3 tap holes  10 o'clock  
 No tap holes  2 o'clock

Note: Taphole options will vary. Refer Marquis office

**Top finish**

- Symphony  Caesarstone  
 Dekton  Timber

Colour name: \_\_\_\_\_

**Marquis above counter basin range**

- Basin name: \_\_\_\_\_

- Under counter Quadra Basin



- 1 tap hole  
 3 tap holes  
 No tap holes

Note:  
Taphole options will vary.  
Refer Marquis office

**Top finish**

- Symphony  
 Dekton  
 Caesarstone

Colour name: \_\_\_\_\_

**Overflow ring**

- White matte (no charge)  
 Chrome (no charge)  
 Polished Brass \$20  
 Polished Copper \$20  
 Black matte \$20  
 Brushed Brass \$20  
 Brushed Chrome \$20

Additional info \_\_\_\_\_

Customer signature \_\_\_\_\_

Date \_\_\_\_\_