

Frameless Shaver


Customer name _____

PO# _____


Salesperson _____

Store _____


1 Configurations Standard features: soft close doors




Frameless Shaver
600mm - 2 door




Frameless Shaver
750mm - 2 door




Frameless Shaver
900mm - 2 door



Frameless Shaver
1200mm - 2 door



Frameless Shaver*
1200mm - 3 door



Frameless Shaver*
1500mm - 3 door

*Right hand door pair as standard on 3 door shaver

2 Cabinet finishes

- White gloss**
- White matte**
- Dulux Tranquil retreat matte**

Dulux colour match (surcharge applies)

Dulux colour: _____

Dulux Colour Code: _____

Matte **Gloss**

Duragrain

Colour: _____

Horizontal → **Vertical** ↑

Additional info _____

Customer signature _____

Date _____