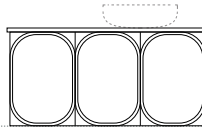
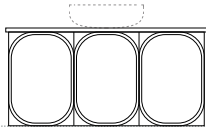
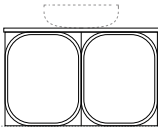
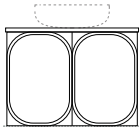


All Marquis products are made to order therefore they cannot be returned. Contact sales@marquis.com.au

1 CONFIGURATIONS Standard features: soft close doors

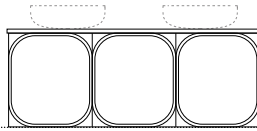
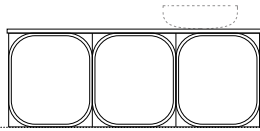
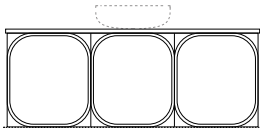


Iris 1
600mm
centre basin

Iris 2
750mm
centre basin

Iris 3
900mm
centre basin

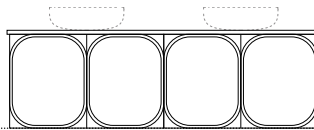
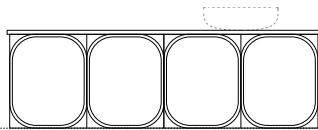
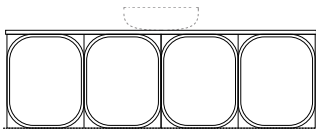
Iris 4
900mm
off centre basin



Iris 5
1200mm
centre basin

Iris 6
1200mm
off centre basin

Iris 7
1200mm
double basin



Iris 8
1500mm
centre basin

Iris 9
1500mm
off centre basin

Iris 10
1500mm
double basin

*Iris 4, 6 and 9: Left hand basin Right hand basin

2 BASE OPTIONS

Wallmount

3 CABINET FINISHES Vertical grain only

Prime Oak

Florentine Walnut

Coastal Oak

Bottega Oak

Estella Oak

Blossom matte white

Elemental Grey

Mercurio Grey

Oasis

Verdelho

Pallido

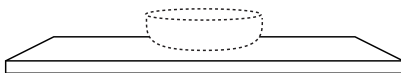
Topiary

4 HANDLES (For full range of handles, see marquis.com.au/handles-legs)

Handle name: _____

No Handle Do not drill. Attach your own.

5 TOP



Above Counter Basin only

1 tap hole 3 tap holes No tap holes

12 o'clock 10 o'clock 2 o'clock

Select basins from Marquis Bathroom Book. Note: Taphole options will vary. Refer Marquis office

Top finish

Symphony colour _____

Dekton colour _____

Marquis above counter basin range

Basin name _____

Additional info _____

Customer signature _____

Date _____